

EU Cookie Legislation

Introduction

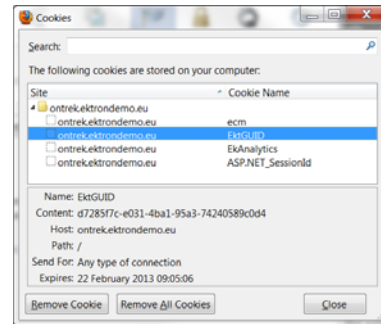
The law which applies to how you use cookies and similar technologies for storing information on a user's equipment such as their computer or mobile device changed on 26 May 2011. The Information Commissioner's Office guidance on the new cookies Regulations sets out the changes to the cookies law and explains what steps you need to take now to ensure you comply.

Information Commissioner's Office

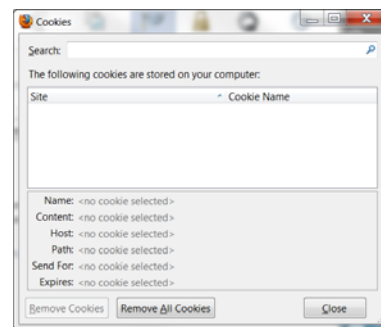
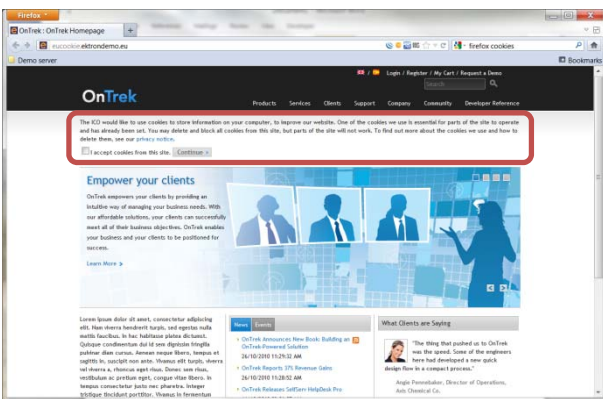
http://www.ico.gov.uk/for_organisations/privacy_and_electronic_communications/the_guide/cookies.aspx

What this code does

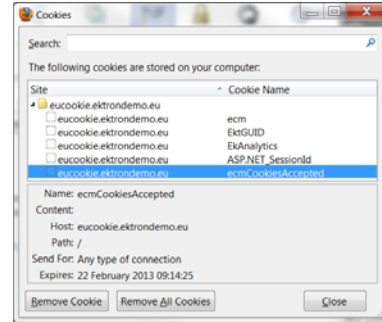
On a standard out of the box site 4 cookies are dropped into your browser by default. This can grow to 10+ depending on the functionality you use within the product.



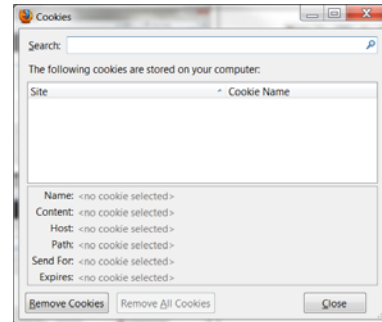
Adding the EU cookie compliance functionality immediately blocks all cookies from the site being created and adds a confirmation message asking you to allow cookies.



Ticking “I accept cookies from this site.” allows the site to place cookies and also adds a further cookie called **ecmCookiesAccepted** to stop the message returning.



Clearing cookies brings the confirmation message back up again and will also prevent any further cookies from being created



Installation

Pre-requisite

You must have a separate authoring and live environment as disabling cookies on your authoring environment will prevent anyone from logging into Ektron.

1. Add attached files to app_code
2. Add a key into the appsettings section of your web.config file

```
<add key="EUCookieCompliance" value="false"/>
```

3. Register the strip cookie module in modules section of web.config file. You need to make sure this is the last module in the list.

```
<!-- StripCookiesModule should be last one to be registered -->  
<add name="StripCookiesModule" type="CMS.Web.StripCookiesModule"  
preCondition="integratedMode" />
```

4. Copy EUCookieCompliance usercontrol and privacystatement.html to a site root.
 - a. Edit the accept statement in the user control to the appropriate message for your company
 - b. Edit the privacystatement.html appropriately for your company adding or removing sections for YouTube, analytics and search depending on what you use on your site
5. Include EUCookieCompliance usercontrol on your master page.

Register user control at the top of your page:

```
<%@ Register src="~/EUCookieCompliance.ascx" tagname="cookies" tagprefix="uc" %>
```

Add user control to page where you want the message to appear

```
<uc:cookies ID="euCookies" runat="server" />
```

Cookies used by Ektron CMS

Cookie	Name	Purpose	More information
Google Analytics	Google Analytics Cookies _utma _utmb _utmc _utmz	These cookies are used to collect information about how visitors use our site. We use the information to compile reports and to help us improve the site. The cookies collect information in an anonymous form, including the number of visitors to the site, where visitors have come to the site from and the pages they visited.	Click here for an overview of privacy at Google
ASP.Net session	ASP.NET_SessionId	This cookie is the default one used by ASPNET to uniquely identify the user's session on the site and relates the visitor's unique session to server side data. Our application uses the session to track the user's progress in wizards or for passing data which cannot be stored locally. The cookie will expire at the end of the session (when you close your browser).	MSDN Reference
Ektron preferences	ecm	This cookie is used by the Ektron application to store information about the anonymous and logged in visitor, including language, currency, user culture, and site information. For authenticated users, the user id and a unique ID are stored, and compared with the values on the server to determine valid authentication.	See attached document detailing keys in the "ecm" cookie
Ektron user ID	EKTGUID	This cookie is used to track visitors to the site. A unique identifier for the current visitor is generated for all visitors, including anonymous visitors, and assigned to the visitor at the time they first arrive on the site. We use this information to uniquely identify the user when they perform unauthenticated actions on the site, such as commenting on content, and also to compile reports on visitor usage. This cookie expires after 1 year.	
Ektron content rating	ekContentRatingID	This cookie is used by both the ContentFlagging and ContentRating server controls to uniquely tag the visitor session. The cookie will not expire, and will allow the user to re-edit their unauthenticated flags or ratings.	
Ektron text editor	RadEditorGlobalSerializeCookie	This cookie is set by the ewedit400 editor to store the size, position and visibility of its toolbars and modules on the client. It is set to be a site-wide cookie available to all pages - so as all editors on a site to retain the same user settings, rather than having the user re-set them for each page with an editor.	Telerik reference
Ektron analytics overlay	ektron_analytics_overlay	This cookie is set by the overlay system to store whether the overlay is enabled, and which overlay view to show. This cookie is enabled only for users with permissions to see the overlay.	

Ektron analytics segment	EktronGoogleAnalyticsSegmentFilterIds	This cookie is set by the analytics reporting system, and only used by authenticated users who view analytics data. The cookie defines what segment ID the user is currently viewing analytics data with.	
Ektron site cookie acceptance	ecmCookiesAccepted	This cookie is used to record if a user has accepted the use of cookies on the website.	